

Vario-Series • Special Panel Meters

Contact Position Indicator for Direct Voltage or Alternating Voltage 45...65 Hz



Front frame shiny black



ST1

Technical Data

Front Dimensions mm Type	25 x 25 STQ 1	Ø 25 ST 1	Ø 32 ¹⁾ ST 2
Weight approx. (kg)	0.07	0.07	0.07
Operating Voltage	300 V	300 V	300 V
Test Voltage	3.5 kV	3.5 kV	3.5 kV
Front Housing-Panel Protection	IP 52	IP 52	IP 52
Fasteners	round nut	round nut	round nut

1) Snap-on front frame included (36 x 36 mm)

Description

Contact position indicator for remote indication of contact positions at power plants and switching stations. Can also be used advantageously as a target indicator in mimic diagrams.

Display

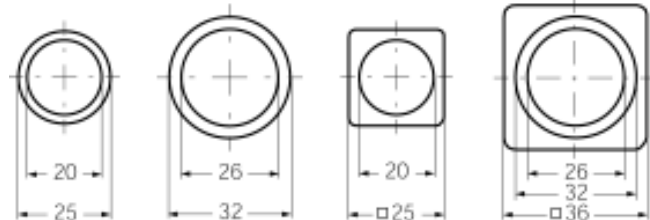
Three different displays are included: „Off“, „On“ and „Error“ or „Disabled“.

Mechanical Design

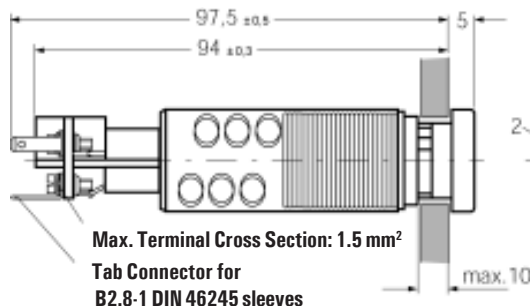
Housing Material Polycarbonate
 Terminals tab connectors, 2.8 x 0.8 mm
 Contact Protection Available as option

Front Panel Dimensions

Front frame snaps on 32 mm diameter front ring



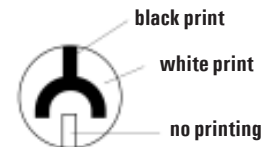
Basic Dimensions



Panel Cutout



Isolating Contact

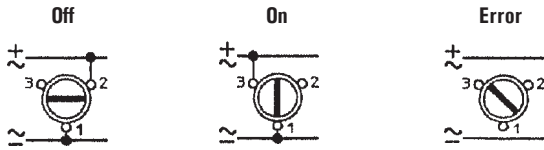


Vario-Series • Special Panel Meters

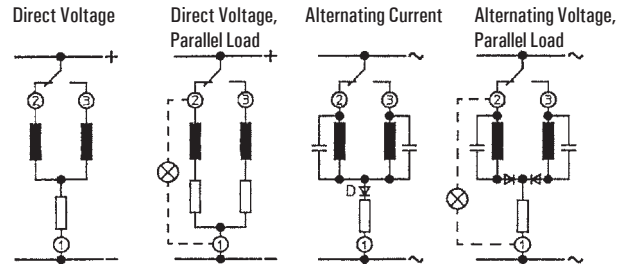
Contact Position Indicator for Direct Voltage or Alternating Voltage 45...65 Hz



Graphic Symbols



Schematic Diagrams



Please note when ordering:

Only one identification No. with the same order of characters may be chosen. Order No. with Identification No. N (standard model) can be left out.

'N' = Standard Version · 'A' = Extra Charge · '+' = Available without extra Charge · '-' = Not available

	Type	STQ 1	ST 1	ST 2
	Front Dim. mm	25 x 25	Ø 25	Ø 32
	Order No. ⇒	1108B	1280B	1281B
	+ ↓			
Direct Voltage ¹⁾	B1	+	+	+
24 V (0.3 W)	IL224	+	+	+
48 V (0.3 W)	IL248	+	+	+
60 V (0.4 W)	IL260	+	+	+
110 V (0.6 W)	IL511	+	+	+
125 V (0.7 W)	IL512	+	+	+
220 V (1.0 W)	IL522	+	+	+
Alternating Voltage ¹⁾	B2	A	A	A
24 V (0.3 VA)	IL624	+	+	+
48 V (0.3 VA)	IL648	+	+	+
60 V (0.4 VA)	IL660	+	+	+
110 V (0.6 VA)	IL311	+	+	+
220/230 V (1.4 VA)	IL726	+	+	+
Movement Variants ²⁾				
with parallel load	IN1	A	A	A
Scale Variants ²⁾				
with isolation contact	GA2	+	+	+
Housing Variants ²⁾				
Conditionally tropic-proof	LB1	A	A	A
full contact protection	VB2	A	A	A

1) Nominal voltage tolerance: ± 20 %

2) Applies to all types for direct and alternating voltage

Ordering Example:

Contact position indicator, front dimension Ø25 mm
for Alternating Current 220 / 230 V

Techn. Data Typ: ST1	Order No. 1280B, B2, IL726
-------------------------	-------------------------------