

Vickers®
Vane Pumps



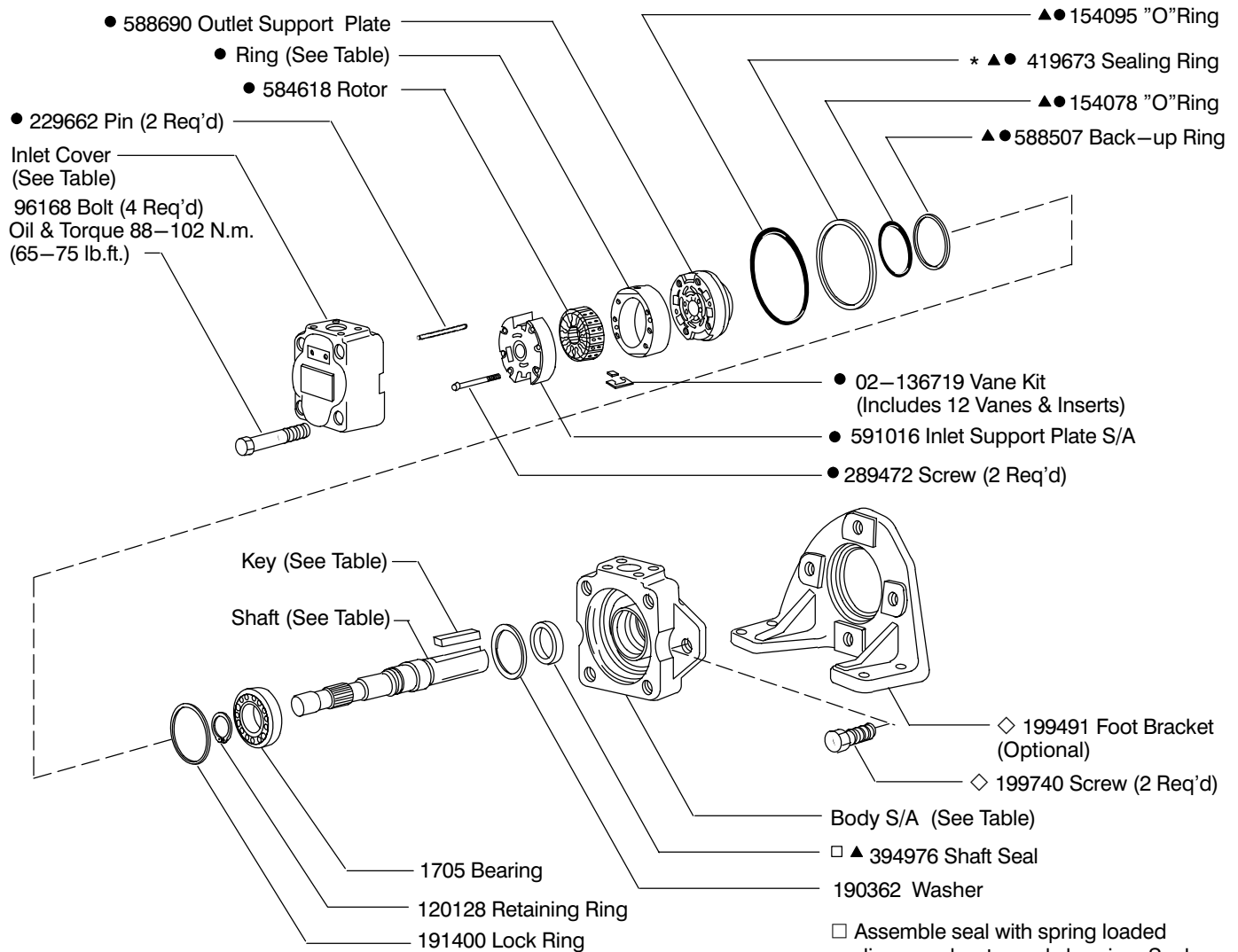
Vane Type Single Pump

25V(M)--A(M)(F)**-22-***

Service Data

Vane Type Single Pump

25V(M)—**A(M)(F)—**-22—*



SHAFT	TYPE	KEY
238755	(1) keyed	9955
238929	(11) splined	—
860076	(192N) keyed	472270

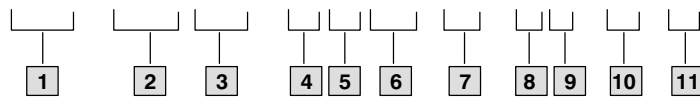
MODEL	INLET COVER	BODY S/A
25V**A/C	224309	—
25V**B/D	242215	—
25V**A/D	—	942353
25V**B/C	—	942378
25VM**A	224309	02-136917
25VM**AM	478502	02-136918

MODEL	RING	● CART KIT	F3 CART KIT
25V12	584610	02-102532	02-102540
25V14	584612	02-102533	02-102541
25V17	584614	02-102534	02-102542
25V21	584616	02-102535	02-102543

- Included in cartridge kit
- ▲ Included in seal kit 922850
F3 equivalent seal kit 919656
- ◇ Included in foot bracket kit FB-B-10
- * Install 419673 sealing ring into body,
then install cartridge kit.

Model Code

(F3) - 25V (M) - ** A (M) (F) - * * - 22 - *



1 Special seals

2 Series designation

25V – 40 to 67 cm³/r
(2.47 to 4.13 in³/r)

3 Pilot designation

M – Metric per ISO 3019/2 100A2HW
Omit – Standard pilot

4 Geometric displacement

(Rated capacity (USgpm) at 1200 rpm, 6.9 bar (100 psi))

Code	cm ³ /r	in ³ /r
12	40	2.47
14	45	2.78
17	55	3.39
21	67	4.13

5 Port connections

A – SAE 4 bolt flange

6 Port connection modifier

M – Metric port connection (4 bolt flange)
Omit – Inch thread port connection (4 bolt flange)

7 Mounting

F – Foot mounting
Omit – Flange mounting

8 Shaft

1 – Straight keyed
11 – Splined
192N – Straight keyed (M pilot only)

9 Outlet positions

(Viewed from cover end of pump)

A – Opposite inlet port
B – 90° CCW from inlet
C – Inline with inlet
D – 90° CW from inlet

10 Design

11 Rotation

(Viewed from shaft end of pump)

L – Left hand for counterclockwise
R – Right hand for clockwise

NOTE

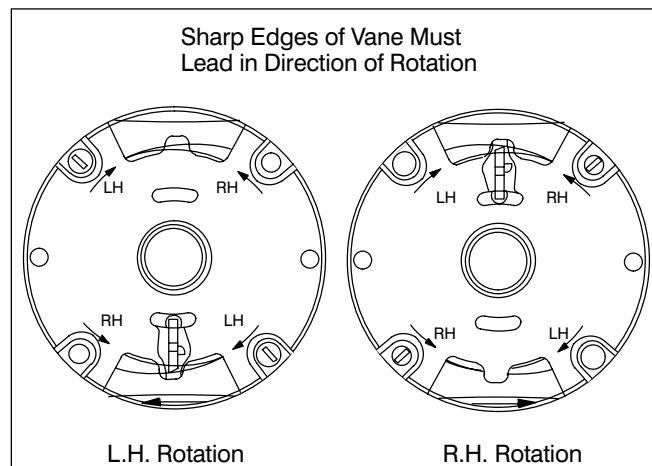
To reverse cartridge kit rotation, remove the two screws and reverse the location of the inlet support plate and outlet support plate. Re-install the two screws hand tight. Use pump cover to align all sections of the cartridge. Carefully remove the cover and tighten the screws.

NOTE:

For satisfactory service life of these components in industrial applications, use full flow filtration to provide fluid which meets ISO cleanliness code 16/13 or cleaner. OFP, OFR, and OFRS series filters are recommended.

NOTE

When ordering spare cartridge parts, it is recommended they be obtained in cartridge kits. Kits are assembled and tested by Vickers for either right or left hand rotation. If left hand rotation is required, it should be specified on parts order by adding suffix "L" to cartridge kit number.



Eaton Hydraulics

15151 Highway 5
Eden Prairie, MN 55344
Telephone: 612 937-7254
Fax: 612 937-7130
www.eatonhydraulics.com

46 New Lane, Havant
Hampshire PO9 2NB
England
Telephone: (44) 170-548-6451
Fax: (44) 170-548-7110

