



DNH

HEAD OFFICE, NORWAY
DNH AS

Phone..... + 47 35 98 56 00
Fax..... + 47 35 98 56 10
E-mail..... dnh@dnh.no
Web-Site..... www.dnh.no

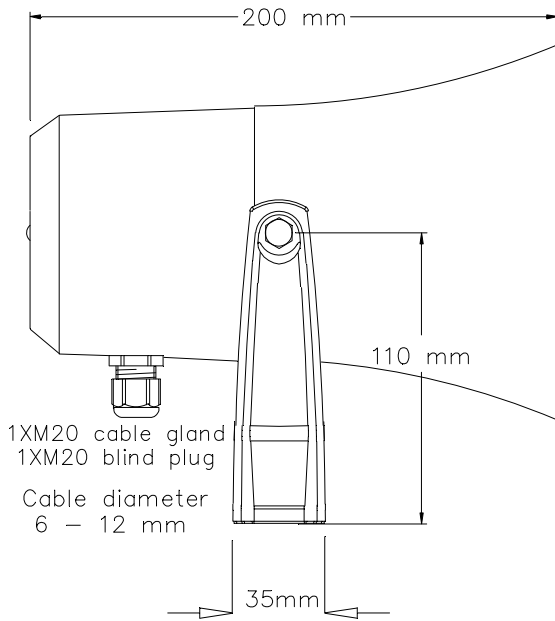
ENGLAND
DNH WW Ltd
Phone..... + 44 1908 275 000
Fax..... + 44 1908 275 100
E-mail..... dnh@dnh.co.uk

GERMANY
DNH GmbH
Phone... + 49 040 6569 30-0
Fax..... + 49 040 6569 30-30
E-mail..... dnh@dnh.de

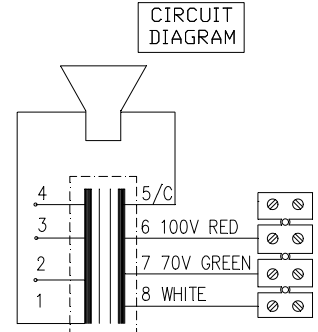
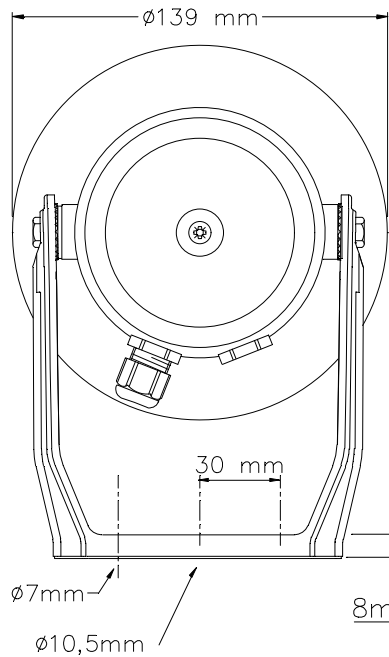
USA
DNH Speakers Inc
Phone..... + 1 484 494 5790
Fax..... + 1 484 494 5793
E-mail..... dnh@dnhspeakers.com

HP-10(T)

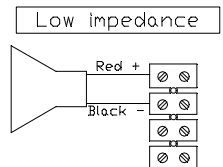
ISO 9001 CERTIFIED



All outside nuts and screws in stainless steel



Secondary nominal tapings	
C : 1	10 W
C : 2	5 W
C : 3	2,5 W
C : 4	1 W



Sound pressure levels at 1W/1m MP-28-54

SPL vs Freq



Specifications

Material / Color	Ronfalin C110 (PC+ABS) / RAL 7035
Mounting	Bracket
Termination	Screw connections
Weight w/transformer	1,1 kg
IP-rating	66/67
Max. / min. amb. temp	90°C / -50°C
Rated / max. power	10 W / 15 W
SPL 1W/1m	107 dB
SPL rated power	117 dB
Effective freq. range	370 – 12000 Hz
Dispersion (-6dB) 1kHz / 4kHz	189° / 52°
Directivity factor, Q 1kHz/4kHz	1,9 / 7,0
Options	Impedance, colors, labels

Installation, Operation and Maintenance Procedures

- Unscrew lid, lead cable through cable gland, connect to terminal (70V or 100V) and select required tapping on transformer by moving the red wire.
- Fasten lid with a torque of 1,5 Nm.
- Fasten bracket to wall or ceiling with 1 to 3 screws.
- To change the position of the loudspeaker, please adjust the bracket (by loosening / tightening the screws) as required.
- For optimum performance, always use the correct voltage / power and operate within the frequency limits as stated.
- Do not open loudspeaker when energized.
- This loudspeaker is supplied with a two years warranty against defective materials and workmanship.

DNH reserves the right to alter specifications without notice

